



## DOWNLIGHT COB

Los Downlight LED son una excelente alternativa a las lámparas fluorescentes compactas no integradas.

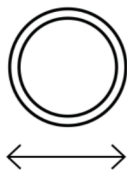
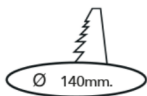
Gracias a su diseño, proporcionan una luz muy agradable y reducen el consumo hasta un 50%.

Su duración es dos veces superior a la de las bombillas fluorescentes compactas no integradas

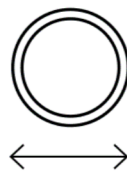
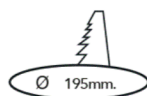


## DATOS TÉCNICOS

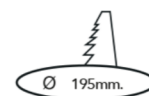
<b>Alimentación</b>	85-265Vac 50-60Hz	<b>Color</b>	Blanco
<b>Potencia</b>	15W - 30W - 40W	<b>Power Factor</b>	0.9
<b>Lúmenes</b>	1400Lm - 2750Lm - 3600Lm	<b>Vida útil</b>	30.000h
<b>Ra</b>	>80	<b>Ángulo luz</b>	120°
<b>Temperatura Color</b>	4000K - 6000K	<b>IP</b>	20
<b>Montaje</b>	Empotrado	<b>Rango temperatura</b>	-10 a 40°C
<b>Medidas</b>	D163xH54mm-D200xH57mm-D220xH68mm	<b>Regulación</b>	NO
<b>Corte</b>	D140mm - D195mm - D195mm	<b>Driver</b>	Incluido



163mm $\varnothing$  - H: 54mm



200mm $\varnothing$  - H: 57mm



220mm $\varnothing$  - H: 68mm





## DOWNLIGHT COB

---

### BLANCO

Medidas	W	Lm	K	°	Ra	Ref.
D163xH54mm	15	1350	4000	120°	>80	986952
D163xH54mm	15	1400	6000	120°	>80	986969
D200xH57mm	30	2700	4000	120°	>80	986976
D200xH57mm	30	2750	6000	120°	>80	986983
D220xH68	40	3600	6000	120°	>80	988956

