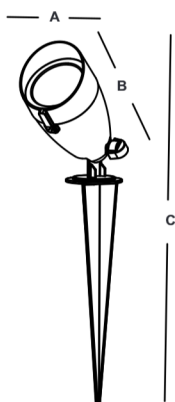
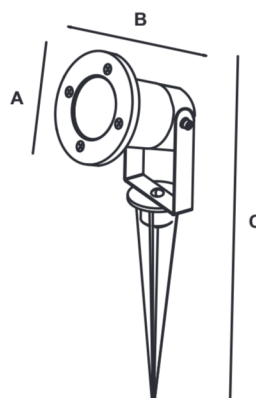
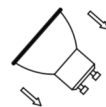


GROUND LUMINARIA EXTERIOR



medidas (mm)
GROUND LED

A	B	C
63	116	323



medidas (mm)
GROUND GU10

A	B	C
98	95	280

Modelo

Descripción

995268	Luminaria ground GU10 negro IP65
995275	Luminaria ground LED 6W 45° NEGRO IP65

ESPECIFICACIONES

- Alimentación : 220/240V
- Potencia : 6W Ground LED
- Casquillo : GU10 max 50W (GROUND GU10)
- Fácil instalación
- Color : Negro
- Material : Aluminio